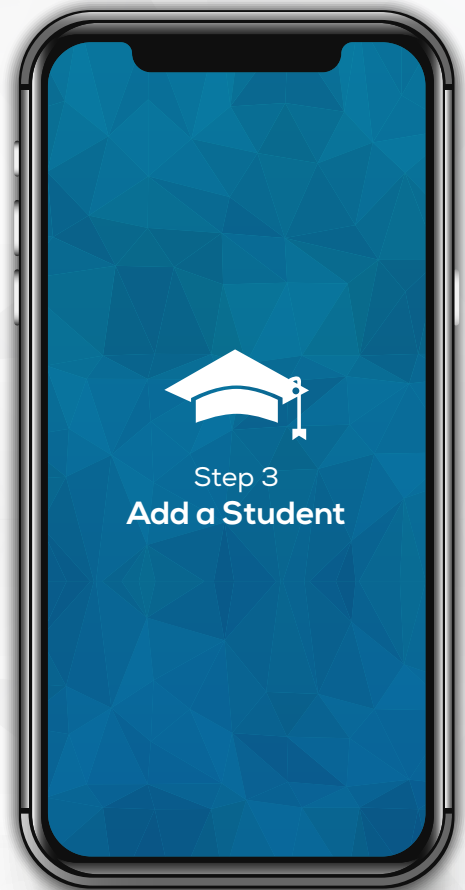
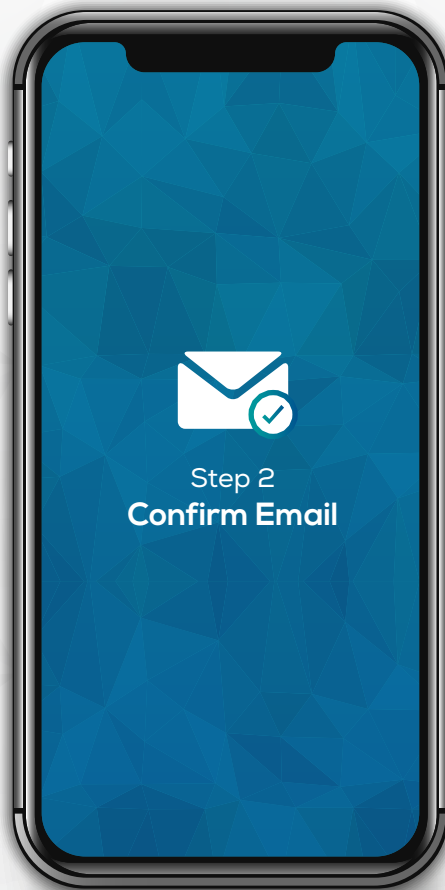
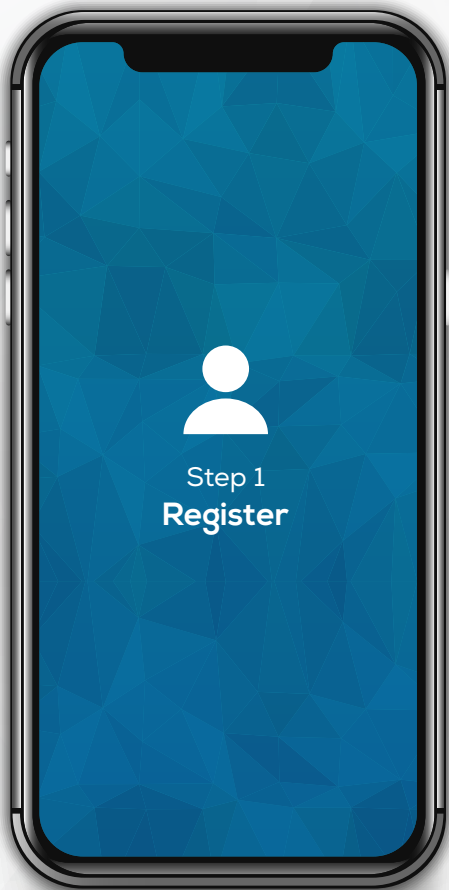


# Welcome to SchoolCashOnline

Fast. Safe. Convenient.

For safety and efficiency reasons, Mission School District would like to reduce the amount of cash & cheques coming into our schools. Please join the thousands of parents who have already registered and are enjoying the convenience of paying ONLINE!  
It takes less than 5 minutes to register. Please follow these step-by-step instructions so you will begin to receive email notifications regarding upcoming events involving your child.



Go to  
<https://mpsd.schoolcashionline.com>  
and click on **Register**.

- ✓ Enter in your first name, last name, email and create a password.
- ✓ Select a security question.
- ✓ Check YES to receive email notifications

A registration confirmation email will be forwarded to you. **Click on the link provided inside the email** to confirm your email and School Cash Online account (**check spam**).

The confirmation link will open the School Cash Online site, prompting you to **sign into your account**. Use your email address and password to log in.

This step will connect your child to your account.

- Enter the **School Board Name**.
- Enter the **School Name**.
- Enter Your Child's **First Name, Last Name and Date of Birth**.
- Select **Continue**.
- On the next page confirm that you are related to the child, check in the **Agree** box and select **Continue**.
- Your child has been added to your account.

If you require assistance, select the **SUPPORT** option in the bottom right hand corner of the screen or go to [helpdesk.supportschoolcashionline.com](https://helpdesk.supportschoolcashionline.com)

Fast. Safe. Convenient.

# Welcome to *School Cash Online*

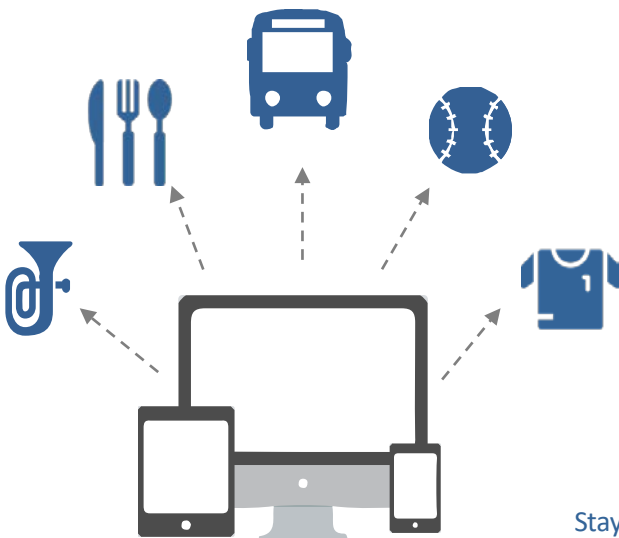
## What is School Cash Online?

School Cash Online is an online parent portal that offers a safe, fast and convenient way to pay for school activity fees. The portal is customized to meet your school's needs and allows you as a parent, to add your students, make payments, check current balance/account history, print or view receipts, and receive notifications about upcoming events.

## Why Use School Cash Online?

With School Cash Online, you can pay all your student's school fees with the click of a button. Wherever. Whenever. Trips to the school to drop-off cash or sending your student with money will be a thing of the past. School Cash Online also enables you to keep track of your student's school items and activities.

## Purchase these items and more online.



CSAE 3416  
TRUST CERTIFIED

## Which Payment Methods are Accepted?



### Credit Card

Pay with Visa or MasterCard on School Cash Online by entering your credit card number, CVV number (the three digits on the back of your card), card expiry date, and billing information.



### eCheck

An electronic version of a paper cheque used to make payments online. Anyone with a chequing or savings account can pay by eCheck through School Cash Online.

## How to Register

Follow these instructions to create your School Cash Online account today.

- 1 **Create Your Profile:**  
Go to <https://mpsd.schoolcashonline.com> and click on "Get Started Today".
- 2 **Confirm Your Email:**  
Check your inbox for the email confirmation and click on the link inside. Sign in with your new login details.
- 3 **Add a Student**  
Click "Add Student" and fill in the required fields with your child's details.

Stay connected by selecting "Yes" to email notifications about upcoming fees.

- I want to receive email notifications for new fees assigned to my student and updates on school-related activities.

For more information contact Parent Helpdesk at  
[parenthelp@schoolcashonline.com](mailto:parenthelp@schoolcashonline.com) or 1.866.961.1803